


! ADULT ASSEMBLY REQUIRED !



Assembly Instructions for Mattress Support


Read through instructions before starting



For Video Instructions click: [Here](#)

Instructions to install mattress Support


Mattress Support



Raised edge should face down when installing the mattress support. Image shows the mattress support is upside down.



INCORECT



Flat surface of the mattress support must be facing up. The mattress must sit on the flat surface.



CORECT

Instructions to install mattress Support

Mattress Support Tabs


- 1) *Attach mattress support to the four corners with bolts and Allen key. Ensure the mattress support is levelled and centered before tightening all the bolts.*



The tabs on the corners of the mattress support should be pointing up. The tab in this picture is pointing down and has been installed incorrectly.



INCORECT



The tabs on the corner of the mattress support should be pointing up. The tab in this picture has been installed correctly.



CORECT

Instructions to install mattress Support

Attaching tab to mattress support plate




When attaching the mattress support tab to the mattress support plate. Use the Allen Key to carefully tighten the bolt.



Instructions to install mattress Support

Mattress Support plate



NOTE: *Please ensure that the height adjustment holes are filled with bolts after the mattress support has been securely attached to the desired level. Make sure that these holes are tightly secured.*

For Video Instructions click: [Here](#)



Warning

Failure to follow these warnings and assembly instructions could result in serious injury or death.

Infants can suffocate in gaps between crib sides and a mattress that is too small.

DO NOT use mattress support if damaged or broken.

DO NOT use a water mattress.

CAUTION: ANY MATTRESS USED IN THIS CRIB MUST BE AT LEAST 27-1/4 INCHES BY 51-5/8 INCHES (69CM BY 131CM) WITH A MINIMUM THICKNESS OF 4 INCHES (10CM) BUT NOT EXCEEDING 6 INCHES (15CM).

Check the bolts/screws periodically and tighten them if necessary.

SHOULD THE MATTRESS SUPPORT OR MATTRESS SUPPORT PLATES BECOME DAMAGED AND/OR MISSING, DO NOT USE.